



PROJECT

CATALOG #

TYPE

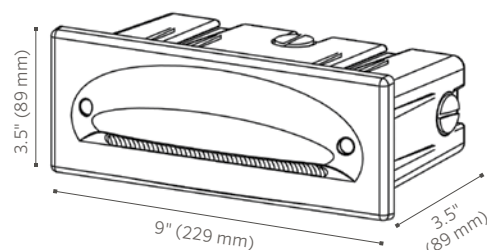
NOTES

PD STANDARD PREMIUM

The PD is a larger version of the UN designed to illuminate areas where path lights or down lights are impractical, such as walkways, stairways, and decks.

Quick Facts

- Die-cast aluminum construction
- Two-layer marine-grade anodization and powder coat finish
- Cree® integrated LEDs
- ProAim® adjustability
- Tamper-resistant features
- Color temperature filters
- Compatible with Luxor® technology
- Phase and PWM dimmable
- Input voltage: 10-15V



PD Wall Light SPECIFICATIONS

FX Luminaire

FX Luminaire is an industry-leading manufacturer of landscape and architectural lighting products with a focus on the advancement of LED technology and digital lighting control with zoning, dimming, and color adjustment capabilities. We offer a full spectrum of specification-driven lighting fixtures that can be utilized to create elegant, cutting-edge landscape lighting systems for commercial or residential applications. Our products are available exclusively via our extensive professional distributor network.

Materials

Die-cast C360 brass faceplate, A380 aluminum housing, PBT construction box/sleeve, and stainless steel hardware.

Lamp

G4 lamp base. Preinstalled T3 LED lamp option with G4 base offers a warm 2,700K color temperature with a minimum rated life (L70) 33,000 hours.

Wiring

8 AWG (1 mm); SPT-1W; 202°F (105°C); 300V; 10' (3 m) length.

Optics

Polycarbonate color temperature adjustment lenses included with fixture: 2,700K (preinstalled), 3,900K (no lens), 4,500K and 5,200K options specified separately. Color temperature lenses field serviceable.

Socket

Socket contains MoistureBlock™ technology, preventing moisture from wicking up into sealed areas of the fixture.

Power

Input 10–15 VAC/VDC, 50/60 Hz. Remote transformer required (specify separately).

Housing

Die-cast aluminum housing with capacity for two G4 LEDs.

Faceplate

Die-cast brass faceplate with textured polycarbonate lens.

Hardware

Tamper-resistant stainless steel fasteners included.

Construction Sleeve

Vertical and horizontal ½" (13 mm) NPT knockouts. Sleeve protector included, preventing caving during wall fabrication.

Lens

Polycarbonate lens with shock resistance and high tolerance for thermal expansion and stress.

Finish

Options of natural brass finish or TGIC powder coat finish.

Ambient Operating Temperature

0°F to 140°F (-18°C to 60°C)

Weight

3.6 lbs. (1.6 kg)

IES Classification

Type IV.

International Compliance

Compliant per IEC 60598-1 and IEC 60598-2-7 when used with International Wall Kit ("EKITWALL").

Warranty

10-year limited warranty on fixture.

Control

Luxor zoning and dimming technology with use of Luxor Cube (LCM-LV). Luxor technology allows up to 250 groups, dimmable in 1% increments between 0 and 100%.

Sustainability

Innovation meets conservation in the design and manufacturing of our products. Where we can, we use recycled materials while maintaining superior functionality. Our LED products provide high-quality light at optimal energy efficiency, lifespan, and durability.

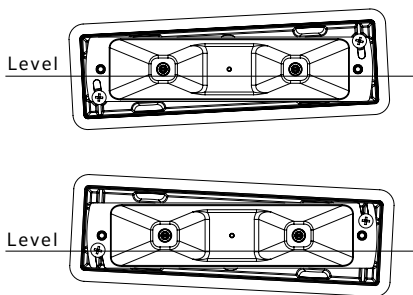
Installation Requirements

Designed for recessed installation in a vertical wall in the down lighting position only.

Manufacturing

9001:2015 ISO certified facility

Listings














Perfectly Level, Every Time

The LevelX system allows the composite sleeve to be up to ⅜" (9.5 mm) out of level, in either direction, while still allowing the faceplate to be laser level.

The secret: The trim attaches to the adjustable reflector assembly—not the composite sleeve or body. Heavy foam gasket keeps light spill to a minimum.

PD Wall Light ORDERING INFORMATION

Fixture	Lamp	Finish			
PD	LED40W 2 x 20W Equivalent LED Lamp, 2,700K	BS Natural Brass		WG White Gloss	
		BZ Bronze Metallic		FW Flat White	
		DG Desert Granite		AL Almond	
		WI Weathered Iron		SV Silver	
		SB Sedona Brown		NP Nickel Plate	
		FB Black			

EXAMPLE FIXTURE CONFIGURATION:

PD-LED20W-BZ

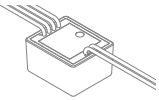
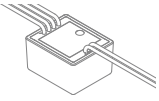
*Includes sleeve with cover (250022030000)

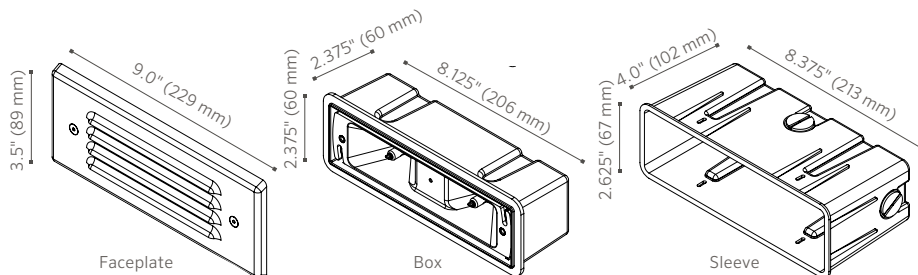


ACCESSORY: Specify Separately

Accessories	Code
WALL LIGHT CONNECTION KIT 	EKITWALL 

LUXOR TECHNOLOGY OPTIONS: Specify Separately

Cubes	Code
LOW-VOLTAGE CUBE Supports AC dimmable LEDs and incandescent; MAX LOAD: 60W/5A	LCM-LV 
RELAY/0-10V CUBE Supports relay switch; MAX LOAD: 250VAC/5A	LCM-RLY-010V 



Cree is a registered trademark of Cree Inc. MoistureBlock is a trademark of DSM&T Co. Inc.

© 2019 Hunter Industries Inc. Hunter, FX Luminaire, all related logos, and all other trademarks are property of Hunter Industries, registered in the U.S. and other countries.