



PROJECT

CATALOG #

TYPE

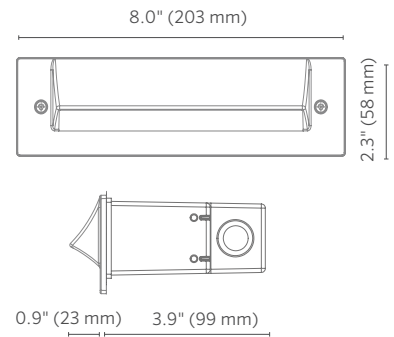
NOTES

A-HS Wall Light LINE-VOLTAGE

With distinctive performance and a low-profile package, the A-HS recessed wall light adds a layer of elegance to any commercial space.

Quick Facts

- Unique Floor Graze (FG) or Performance Floor Wash (PW) optics
 - Die-cast aluminum
 - Two shielding options for glare-free illumination
- IP65 and IK09
 - Two-layer, marine-grade anodization and powder coat finish



A-HS Wall Light SPECIFICATIONS

Output	LO6 FG	L11 FG	L11 PW
Total Lumens[†]	372	530	691
Input Power (W)	8.2	12	11.7
VA	8.7	12.1	11.8
Efficacy (Lumens/Watt)	45	44	59
Color Rendering Index (CRI)	80+	80+	80+
Max Candela	403	4831	4895
Dimming	Phase**	Phase, 0-10V	Phase, 0-10V
Luxor® Compatibility			
ZD Option	Luxor CUBE Req'd	Luxor CUBE Req'd	Luxor CUBE Req'd
Minimum Rated Life (L70)	60,000 Hrs	60,000 Hrs	60,000 Hrs
BUG Rating	BO-U3-G1	BO-U3-G2	BO-U2-G2

[†] Measurements taken with K30 3,000K source. For K40 4,000K data, divide by 0.92.

** For optimal performance, use a leading-edge or trailing-edge, phase-cut dimmer

FX Luminaire

FX Luminaire is an industry-leading manufacturer of landscape and architectural lighting products with a focus on the advancement of LED technology and digital lighting control with zoning, dimming, and color adjustment capabilities. We offer a full spectrum of specification-driven lighting fixtures that can be utilized to create elegant, cutting-edge landscape lighting systems for commercial or residential applications. Our products are available exclusively via our extensive professional distributor network.

Materials

Die-cast aluminum A380 faceplate and housing, polycarbonate construction sleeve, with stainless steel hardware.

Power

Universal voltage using 110VAC to 277VAC, 50Hz or 60Hz with phase dimming or 0-10V dimming (L11 only).

Lamp

Integrated Lumileds® Luxeon® Z ES high-power LEDs feature undomed design for precise control and single three-step MacAdam ellipse color binning. CCT available in 3,000K or 4,000K with outputs of 600 or 1,100 lumens.

Optics

Floor Graze (FG) optics send light along the floor for low mounting heights from 0" to 6" (0 mm to 15 mm). PW Performance Wash optimized for mounting heights from 6" to 24" (15 mm to 60 mm).

Wiring

Five conductor wiring harness with 18/3 for power and 22/2 for 0-10V control and features MoistureBlock™ technology, preventing moisture from wicking into sealed areas of the luminaire via wiring.

Housing

Die-cast A380 aluminum body.

Weight

4.2 lbs. (1.9 kg)

Faceplate

Die-cast aluminum faceplate with UV-stabilized polycarbonate lens. Meets requirements for IK09 impact test.

Construction Sleeve

Polycarbonate construction sleeve with vertical and horizontal ½" (1.3 mm) NPT knockouts. Approved for installation in concrete. Construction cover included.

Finish

Two-layer protection of sulfuric acid anodization and polyester TGIC powder coat, providing superior outdoor weathering in all conditions. Tested to ASTM standards.

Hardware

Stainless steel machine screws.

Ambient Operating Temperature

L06: -13°F to 140°F (-25°C to 60°C); L11: -13°F to 113°F (-25°C to 45°C)

Control

ZD utilizes Luxor technology to zone luminaires in up to 250 groups, dim each group in 1% increments between 0 and 100%, or change to one of 30,000 colors with RGBW LEDs. Specify the Luxor Cube for zoning and/or dimming the A-HS with ZDclick.

Sustainability

Innovation meets conservation in the design and manufacturing of our products. Where we can, we use recycled materials while maintaining superior functionality. Our LED products provide high-quality light at optimal energy efficiency, lifespan, and durability.

Installation Requirements

Designed for recessed installation in a vertical surface.

Warranty

5-year limited warranty.

Listings



A-HS Wall Light ORDERING INFORMATION

Fixture	Power Control	Output	CCT	Optics	Faceplate	Finish	Mounting
A-HS	■ UV 110-277V/ 50-60Hz (UL Listed and CE Certified)	■ L06 372 Lumens	■ K30 3,000K	■ FG Floor Graze (0" to 6" MH) (0 mm to 152 mm)	■ LS Long Shield	■ BZ Bronze Metallic	■ MKHS Standard Mounting Kit
		■ L11 691 Lumens	■ K40 4,000K	■ PW Performance Floor Wash (6" to 24" MH) (152 mm to 610 mm)		■ DG Desert Granite	
						■ WI Weathered Iron	
						■ SB Sedona Brown	
						■ FB Black	
						■ WG White Gloss	
						■ FW Flat White	
						■ AL Almond	
						■ SV Silver	

EXAMPLE FIXTURE CONFIGURATION:

A-HS-UV-L11-K30-FG-LS-WI+MKHS



LUXOR CUBES: Specify Separately

Item	Code	
■ HV CUBE 120V Phase Dimming Module	LCM-HV	
■ 0-10V CUBE 0-10V and Relay Module	LCM-RLY-010V	

SPACING AND ORIENTATION

Spacing




Optics

Performance Floor Wash (PW)

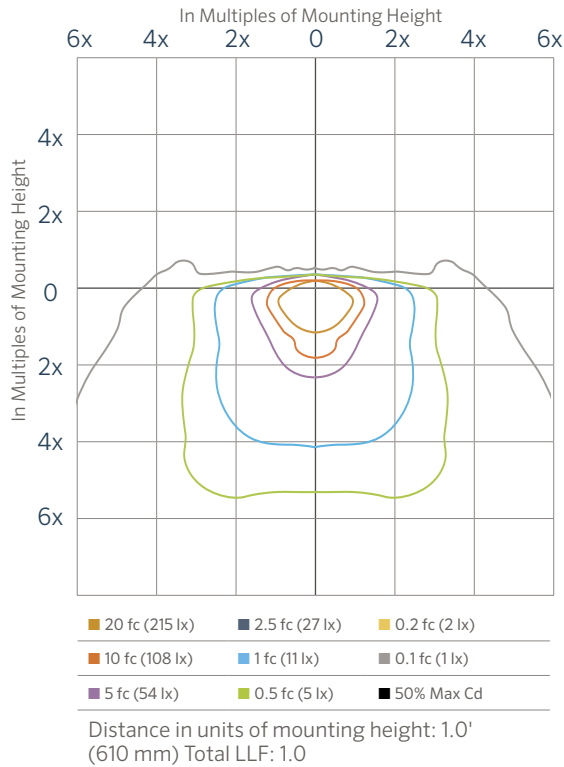


Floor Graze (FG)

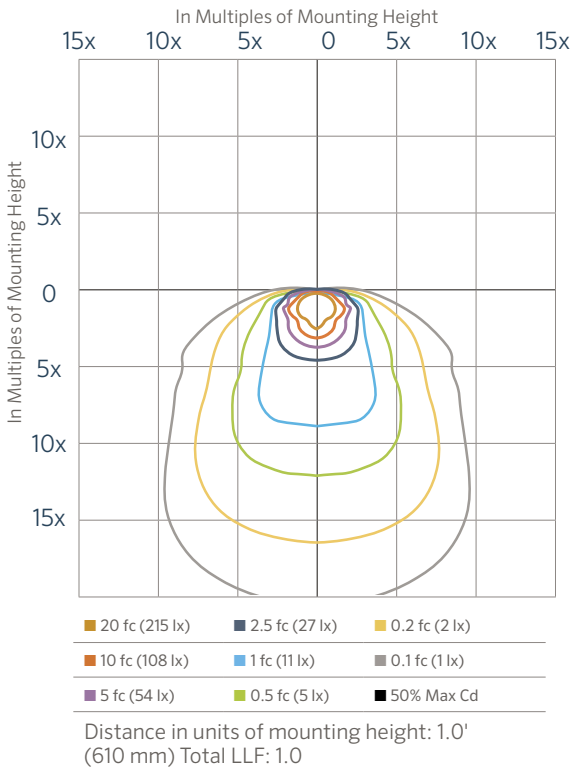


A-HS Wall Light SPECIFICATIONS

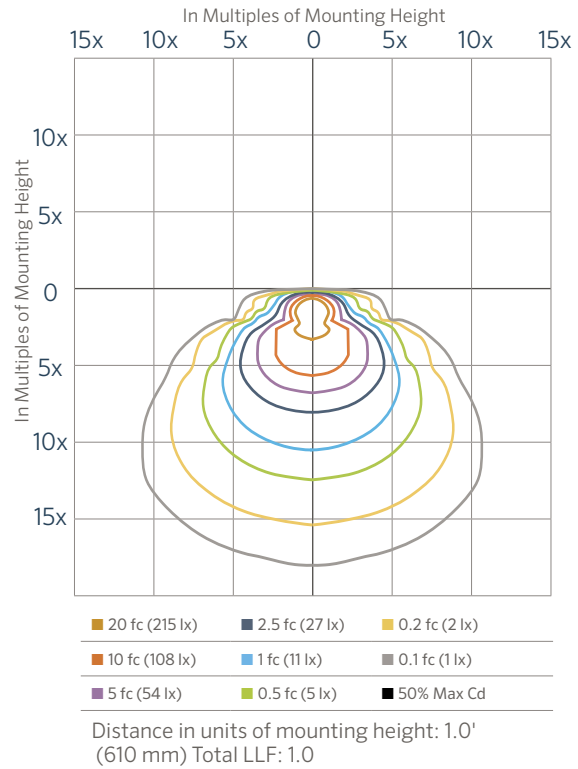
A-HS L11 FG Isofootcandle Plot



A-HS L11 FG Isofootcandle Plot



A-HS L11 PW Isofootcandle Plot



Lumileds and Luxeon are trademarks of Lumileds Holding B.V. MoistureBlock is a trademark of DSM&T Co. Inc.

© 2020 Hunter Industries Inc. Hunter, FX Luminaire, all related logos, and all other trademarks are property of Hunter Industries, registered in the U.S. and other countries.