

CV: Curved



FT: Flat

PROJECT \_\_\_\_\_

CATALOG # \_\_\_\_\_

TYPE \_\_\_\_\_

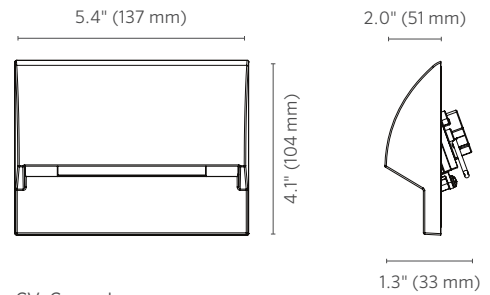
NOTES \_\_\_\_\_

## SL-5 Wall Light **DESIGNER PLUS**

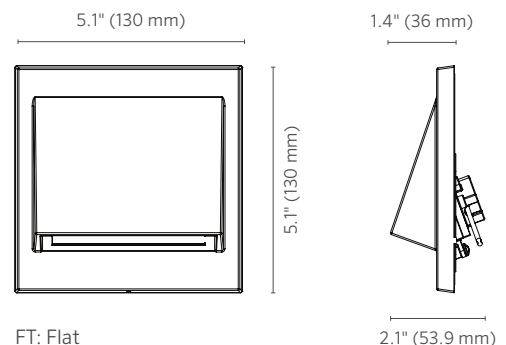
This versatile wall light is available with two faceplate options to maximize design flexibility in a range of applications.

### Quick Facts

- Die-cast aluminum
- Two-layer, marine-grade anodization and powder-coat finish
- Glare-free shielding
- Tamper-resistant features
- Cree® integrated LEDs
- Compatible with Luxor® Technology
- Phase and PWM dimmable
- Input voltage: 10 to 15 V



CV: Curved



FT: Flat

# SL-5 Wall Light SPECIFICATIONS

| Output                                  | 1 LED                              | 3 LED          | ZDC                  |
|---|------------------------------------|----------------|----------------------|
| <b>Total Lumens<sup>†</sup></b>         | 49                                 | 132            | 166                  |
| <b>Input Voltage</b>                    | 10 to 15 V                         | 10 to 15 V     | 11 to 15 V           |
| <b>Input Power</b>                      | 2.0 W                              | 4.2 W          | 6.0 W                |
| <b>Power Consumption (VA)</b>           | 2.4                                | 4.5            | 7.2                  |
| <b>Efficacy (Lumens/Watt)</b>           | 24                                 | 32             | 24                   |
| <b>Color Rendering Index (CRI)</b>      | 80+                                | 80+            | 80+                  |
| <b>Max Candela</b>                      | 38                                 | 80             | 108                  |
| <b>Dimming</b>                          |                                    |                |                      |
| <b>Primary Dimming (Transformer)</b>    | Consult transformer specifications |                |                      |
| <b>Secondary Dimming (Fixture)</b>      | Phase-cut**                        | Phase-cut**    | Luxor                |
| <b>RGBW Available</b>                   | No                                 | No             | Yes                  |
| <b>Luxor Compatibility</b>              |                                    |                |                      |
| <b>Default</b>                          | Zoning                             | Zoning         | --                   |
| <b>ZD Option</b>                        | Zoning/Dimming                     | Zoning/Dimming | --                   |
| <b>ZDC Option</b>                       | --                                 | --             | Zoning/Dimming/Color |
| <b>Minimum Rated Life L90 B10 (Hrs)</b> | 55,000                             | 55,000         | 55,000               |

<sup>†</sup> Measured using the 3,900K CCT lens. Multipliers for other CCTs include 0.80 (2,700K), 0.65 (4,500K), and 0.65 (5,200K).

\*\* For optimal performance, use a trailing-edge, (reverse phase-cut) dimmer.

## FX Luminaire

FX Luminaire is an industry-leading manufacturer of landscape and architectural lighting products with a focus on the advancement of LED technology and digital lighting control with zoning, dimming, and color adjustment capabilities. We offer a full spectrum of specification-driven lighting fixtures that can be utilized to create elegant, cutting-edge landscape lighting systems for commercial or residential applications. Our products are available exclusively via our extensive professional distributor network.

## Materials

Die-cast A380 aluminum body with stainless steel setscrews, mounting brackets, and fasteners.

## Socket

Socket contains MoistureBlock™ Technology, preventing moisture from wicking up into sealed areas of the fixture.

## Lamp

Integrated module with Cree LEDs. Gold-plated connectors and conformal coating for maximum reliability and corrosion resistance. Proprietary onboard intelligent driver uses firmware-controlled temperature regulation, maximizing LED life. Field upgradable and replaceable, the LEDs are rated to 55,000 hrs. Maximum drive current: 1 A.

## Optics

Polycarbonate color temperature adjustment lenses included with fixture: 2,700K (preinstalled), 3,900K (no lens), 4,500K, and 5,200K. Beam angle is calculated using the LM-79 method for SSL fixtures.

## Wiring

18 AWG (1 mm); SPT-1 W; 220°F (105°C); 300 V; 10' (3 m) length

## Faceplate

Die-cast A380 aluminum faceplate with UV-stabilized acrylic lens.

## Power

Input 0 to 15 VAC/VDC, 50/60 Hz. Remote transformer required (specify separately).

## Housing

Die-cast A380 aluminum body with capacity for 1 LED, 3 LED, or ZDC integrated LEDs.

## Lens

UV-stabilized acrylic with shock resistance and high tolerance for thermal expansion and stress.

## Finish

Two-layer protection of sulfuric acid anodization and polyester TGIC powder-coat layer, providing superior outdoor weathering in all conditions. Tested to ASTM standards.

## Ambient Operating Temperature

0°F to 140°F (-18°C to 60°C)

## Hardware

Stainless steel machine screws.

## Control

ZD or ZDC utilizes Luxor Technology to zone fixtures in up to 250 groups, dim each group in 1% increments between 0 and 100%, or change to one of 30,000 colors with RGBW LEDs. Select the ZD option for zoning/dimming or ZDC for zoning/dimming/color. Standard fixture is zoneable with Luxor Controller.

## Sustainability

Innovation meets conservation in the design and manufacturing of our products. Where we can, we use recycled materials while maintaining superior functionality. Our LED products provide high-quality light at optimal energy efficiency, lifespan, and durability.

## Weight

1.0 lb (0.5 kg)

## Installation Requirements

Designed for recessed installation in a vertical surface. Included mounting bracket fits most single-gang junction boxes.

## Manufacturing

ISO 9001:2015 certified facility

## Warranty

10-year limited warranty

## Listings



# SL-5 Wall Light ORDERING INFORMATION

| Fixture | Luxor Option            | Output                    | Color Temp              | Faceplate      | Finish                  |
|---------|-------------------------|---------------------------|-------------------------|----------------|-------------------------|
| SL-5    | ■ [default]<br>Zone     | ■ 1LED<br>49 lm           | ■ W<br>Warm 2,700K      | ■ CV<br>Curved | ■ BZ<br>Bronze Metallic |
|         | ■ ZD<br>Zone/Dim        | ■ 3LED<br>132 lm          |                         | ■ FT<br>Flat   | ■ DG<br>Desert Granite  |
|         | ■ ZDC<br>Zone/Dim/Color | ■ [default ZDC]<br>166 lm | ■ [default ZDC]<br>RGBW |                | ■ WI<br>Weathered Iron  |
|         |                         |                           |                         |                | ■ SB<br>Sedona Brown    |
|         |                         |                           |                         |                | ■ FB<br>Black           |
|         |                         |                           |                         |                | ■ WG<br>White Gloss     |
|         |                         |                           |                         |                | ■ FW<br>Flat White      |
|         |                         |                           |                         |                | ■ AL<br>Almond          |
|         |                         |                           |                         |                | ■ SV<br>Silver          |

EXAMPLE FIXTURE CONFIGURATION:  
SL-5-ZD-3LED-W-CV-BZ

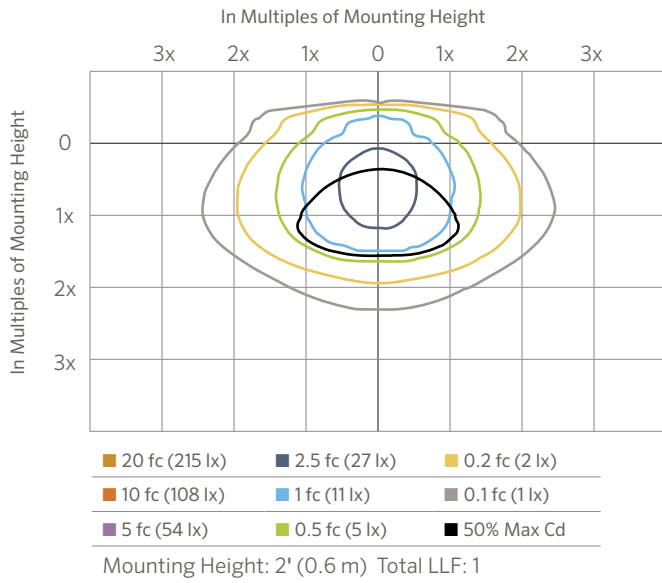
SL-5 -  -  -  -  -

## ACCESSORIES: Specify Separately

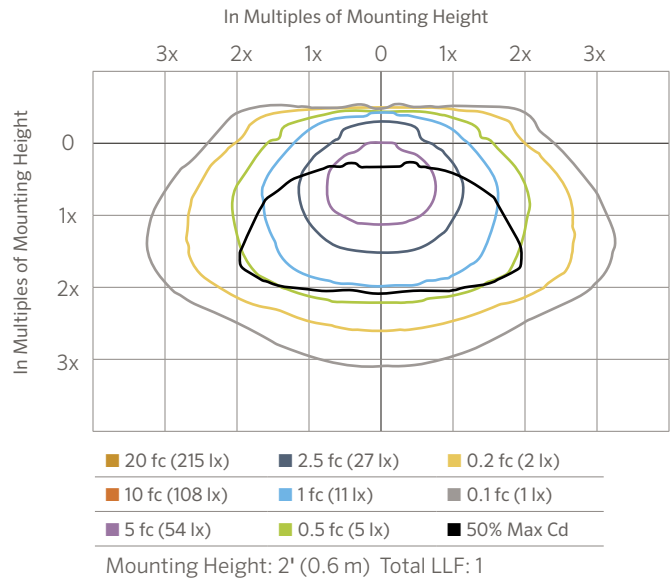
| Item   | Code     |
|--|----------|
| ■ SINGLE-GANG JUNCTION BOX<br><i>New work (18 in<sup>3</sup>/295 cm<sup>3</sup>)</i> | JB1GNWNM |
| ■ DIMMABLE TRANSFORMER<br><i>60 W, 120 V input, 12 V output</i>                      | ST120DIM |
| ■ TRANSFORMER<br><i>80 W, 277 V input, 12 V output</i>                               | ST277    |

# SL-5 Wall Light PHOTOMETRICS

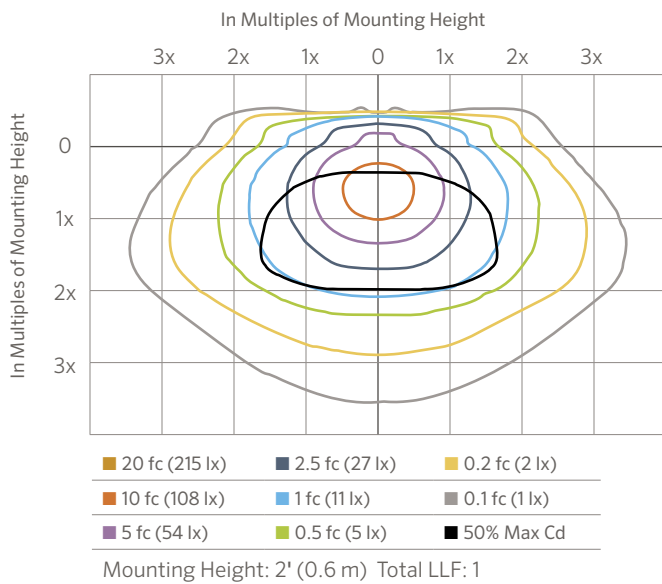
SL-5-CV 1 LED Isofootcandle Plot



SL-5-CV 3 LED Isofootcandle Plot

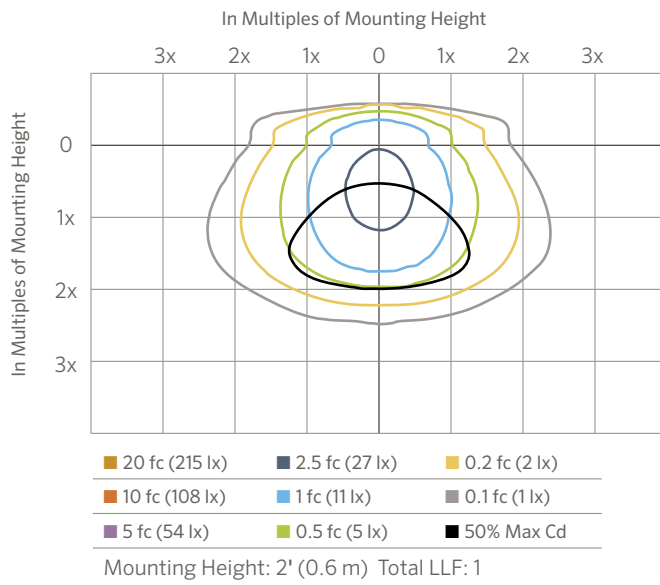


SL-5-CV zdc Isofootcandle Plot

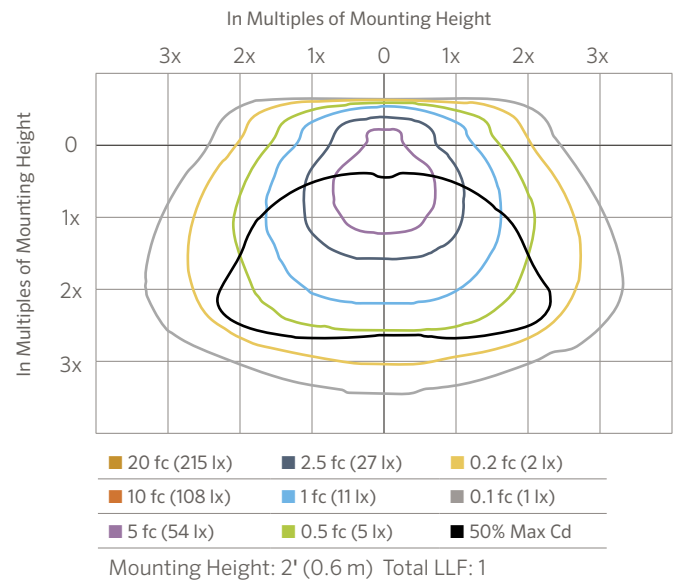


# SL-5 Wall Light PHOTOMETRICS

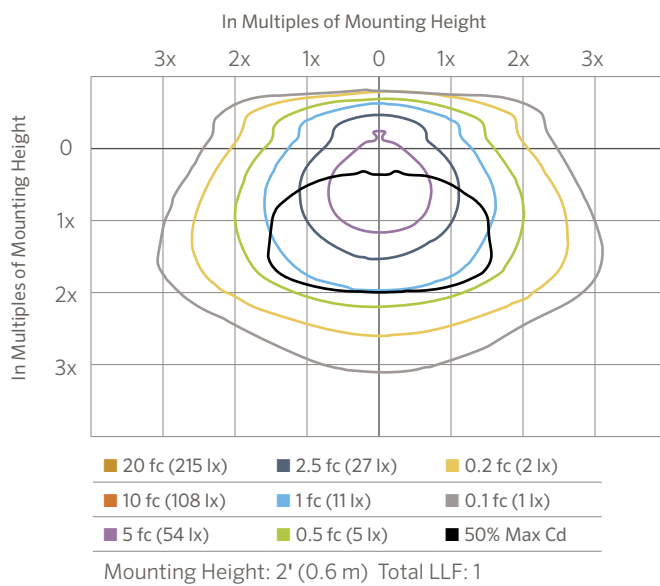
SL-5-FT 1 LED Isofootcandle Plot



SL-5-FT 3 LED Isofootcandle Plot



SL-5-FT zDC Isofootcandle Plot



Cree is a registered trademark of Cree Inc. MoistureBlock is a trademark of DSM&T Co. Inc.  
 © 2021 Hunter Industries™. Hunter, FX Luminaire, and all related logos are trademarks of Hunter Industries, registered in the U.S. and other countries.