

INTERNATIONAL PRODUCT GUIDE

LANDSCAPE & ARCHITECTURAL LIGHTING

FXLuminaire®



Elegant outdoor lighting solutions



DESIGNER SERIES

FX Luminaire Designer Series fixtures are engineered for peak performance — from the ground up.



NP

The highly versatile NP up light is build to accommodate all aspects of your up-lighting needs.

Height: 216 mm
Long Shroud: 264 mm
Diameter: 69 mm
Lamp: Integrated LED
Finish: BZ, DG, WI, SB, FB, WG[†], FW[†], AL[†], SV[†]
Material: Aluminium



FR

The FR brings the elegance and performance of precious metals to FX Luminaire.

Height: 155 mm
Long Shroud: 178 mm
Diameter: 50 mm
Lamp: Integrated LED
Finish: CU, AB^{*}, AT^{*}, NP^{††}
Material: Copper/Brass
CE Required Accessory: GM-XX^{**}



VS

The VS combines first-class LED technology with premium materials to create a fixture that is truly unparalleled.

Height: 191 mm
Long Shroud: 208 mm
Diameter: 64 mm
Lamp: Integrated LED
Finish: BS, AB^{*}, AT^{*}, NP^{††}
Material: Brass
CE Required Accessory: EKITSPIKE



PB

The PB is a compact LED wall wash lighting solution. The wider angle of the fixture allows a broader lighting option for larger structures and spaces.

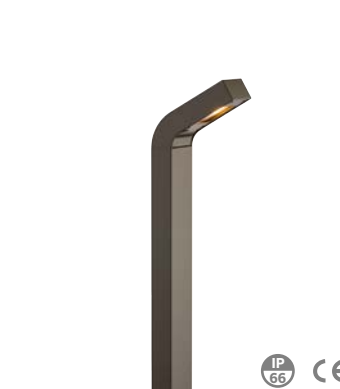
Height: 152 mm
Width: 98 mm
Depth: 50 mm
Lamp: Integrated LED
Finish: BZ, DG, WI, SB, FB, WG[†], FW[†], AL[†], SV[†], BS, AB^{*}, AT^{*}, NP^{††}
Material: Brass or Aluminium



M-PL

The ultra-modern M-PL path light combines the versatility of die-cast aluminium with minimalist aesthetics to complement a range of contemporary installations.

Height: 541 mm
Width: 55 mm
Depth: 187 mm
Lamp: Integrated LED
Finish: BZ, DG, WI, SB, FB, WG[†], FW[†], AL[†], SV[†]
Material: Aluminium



M-PJ

The M-PJ path light adds style and functionality to modern installations. Durable aluminium construction stands up to the elements.

Height: 561 mm
Width: 71 mm
Depth: 187 mm
Lamp: Integrated LED
Finish: BZ, DG, WI, SB, FB, WG[†], FW[†], AL[†], SV[†]
Material: Aluminium



When control, longevity, effects, and ease of use are important factors, the Designer Series is the best choice.

M-PZ



Engineered with highly durable die-cast aluminium, the versatile M-PZ path light is a perfect addition to modern lighting designs.

Height: 561 mm
Width: 64 mm
Depth: 187 mm
Lamp: Integrated LED
Finish: BZ, DG, WI, SB, FB, WG[†], FW[†], AL[†], SV[†]
Material: Brass



ST



RD



SQ



WW



PO

The design of the PO provides glare-free illumination that allows guests to transition from space to space in comfort and safety.

Height: 64 mm
Diameter: 41 mm
Lamp: Integrated LED
Finish: BZ, DG, WI, SB, FB, WG[†], FW[†], AL[†], SV[†], BS, AB^{*}, AT^{*}, NP^{††}
Material: Brass
CE Required Accessory: EKITWALL

Copper Sleeve

VE

The VE softly illuminates areas from above when hung from trees or architectural elements.

Height: 109 mm
Diameter: 58 mm
Lamp: Integrated LED
Finish: BZ, DG, WI, SB, FB, WG[†], FW[†], AL[†], SV[†], CU, AB^{*}, AT^{*}, NP^{††}
Material: Aluminium or Copper/Brass



Copper Perforated Sleeve



CB (Grid)



KG

The KG is a metal-topped subterranean LED fixture that offers flat- and angled-top options in a variety of colours.

Height: 229 mm
Diameter: 152 mm
Lamp: Integrated LED
Finish: BZ, DG, WI, FB, SB, CB, WG[†], FW[†], AL[†], SV[†], BS, AB^{*}, AT^{*}, NP^{††}
Material: Brass, Aluminium or Composite



HP-48

The sturdy, sleek HP-48 in-grade paver light opens a range of exciting possibilities for creative lighting design in classic and contemporary applications.

Height: 79 mm
Width: 102 mm
Depth: 203 mm
Lamp: Integrated LED
Finish: DS
Material: Composite and Glass



LL

The LL brings the efficiency and reliability of LED technology to underwater applications.

Height: 102 mm
Diameter: 81 mm
Lamp: Integrated LED
Finish: BS
Material: Brass





DESIGN YOUR WORLD


A range of Designer Series fixtures are available to provide the perfect configuration for every installation.




Control
Luxor shown



Up Lights
NP shown




Path Lights
CA shown



Wall Lights
LF shown



Down Lights
JB shown



Wall Wash
PB shown

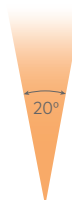
See complete details for our full line of CE certified products at fxl.com/ce.

Beam Spread

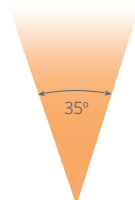
Very
Narrow



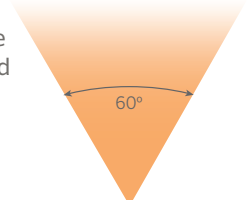
Spot



Flood



Wide
Flood



FX Luminaire Designer Series fixtures have integrated LEDs that offer many beam angle options for maximum lighting design flexibility.

Adjust to your preference using very narrow, spot, flood, or wide flood lenses ranging from 10° to 60°.







LOOK ON THE BRIGHT SIDE

Designer Series outdoor lighting solutions powered by Luxor technology push the boundaries of lighting design.


Intensity

With Luxor technology, up to 250 independently adjustable lighting groups can be created with fixtures that have a 1, 3, 6, or 9 LED capacity. All groups can be turned on independently and dimmed from 1-100%.




Colour Temperature


A Spectrum of Possibilities
Choose from multiple colour temperature filters to create new moods for outdoor lighting settings as the seasons change.




AMBER



CLEAR



GREEN



BLUE



STANDARD SERIES

Use FX Luminaire Standard Series fixtures to accent foliage, create ambience and visual interest, highlight stonework or other architectural features, illuminate walkways to increase safety, and more.



Long shroud

MU

The MU is a versatile, classic aluminium up light that accepts MR-16 lamps.

Height: 183 mm
Long Shroud: 221 mm
Diameter: 56 mm
Lamp: MR-16
Finish: BZ, DG, WI, FB, SB, WG[†], FW[†], AL[†], SV[†]
Material: Aluminium



SP-A

The SP-A is designed for minimalist themes or compact spaces. The beam spread provides maximum projection with low glare.

Height: 368 mm
Diameter: 92 mm
Lamp: G4
Finish: BZ, DG, WI, FB, SB, WG[†], FW[†], AL[†], SV[†]
Material: Aluminium
CE Required Accessory: GM-XX**



UN

The UN offers clean illumination with gentler, more organic lines.

Height: 91 mm
Width: 132 mm
Depth: 112 mm
Exposed Depth: 28 mm
Lamp: G4
Finish: BZ, DG, WI, FB, SB, WG[†], FW[†], AL[†], SV[†], BS, NP[†], CB, DT
Material: Brass or Composite
CE Required Accessory: EKITWALL



Ring

Louvre

FC

The subterranean FC well light provides controlled, glare-free illumination for smaller spaces.

Height: RG: 122 mm
LV: 130 mm
CW: 173 mm
Diameter: 102 mm
Lamp: MR-16
Finish: BS, NP[†], CB, DT
Material: Brass or Composite



Cowling



FINISHES

Metal



AB on copper
Antique Bronze



AB on brass
Antique Bronze



AT on copper
Antique Tumbled



AT on brass
Antique Tumbled



CU
Copper



NP
Nickel Plate



BS
Natural Brass



SS
Stainless Steel

Powder Coat: Standard



BZ
Bronze Metallic



DG
Desert Granite



WI
Weathered Iron



SB
Sedona Brown



FB
Black

Composite



CB
Camo Bronze



DT
Desert Tan



DS
Dark Slate



TRANSFORMER AND LAMPS

From intermediate to advanced control options, FX Luminaire lighting control solutions offer unsurpassed freedom, flexibility, and performance to elevate any outdoor living space.

With a complete line of high-efficiency MR-16 and G4 lamps, you get more choices for maximum lighting design flexibility. The lamps are available preinstalled in all FX Luminaire Standard Series fixtures.

EX Transformer

The EX provides an economical, low-wattage power and control option for LED lighting projects.

Height: 330 mm
Width: 140 mm
Depth: 127 mm
Power (Watts): 150
Finish: M



MR-16 LED

The MR-16 is a convenient, high-quality LED lamp. Fully potted, it carries a five-year warranty.

Halogen Equivalent: 20W, 35W, 50W
Lamp Life: 40,000 Hours
Beam Angle: 10°, 35°, 60°
Colour Temperature: 2,700K, 3,000K, 3,900K
VA Output: 4.3, 5.4, 6.5



ZD MR-16

The ZD MR-16 adds zoning and dimming capabilities to any fixture that is connected to a Luxor controller.


Halogen Equivalent: 35 W, 50 W
Lamp Life: 40,000 Hours
Beam Angle: 10°, 35°, 60°
Colour Temperature: 2,700K, 3,000K, 3,900K
VA Output: 5.4, 6.5



G4 LED

The energy-efficient G4 LED replacement lamp is specially engineered with a clear silicone capsule design.

Halogen Equivalent: 10 W, 20 W, 35 W
Lamp Life: 33,000 Hours
Colour Temperature: 2,700K
VA Output: 1.1, 1.7, 2.6



FINISHES

Powder Coat: Specialty



WG
White Gloss



FW
Flat White



AL
Almond



SV
Silver (Select transformers only)

Controller/Transformer: Powder Coat: Standard



M
Matte Grey (Select transformers only)

Metal



SS
Stainless Steel

Certifications



CE Certified
All products are CE certified. See product details for requirements.



IP Rating
Indicates water and dust resistance.



Indicates accessory required for CE compliance. See product details.



LUXOR® CONTROLLER

When Luxor controls an LED landscape lighting system, lights don't simply turn on and off. They come alive! Luxor is the most advanced and flexible low-voltage landscape lighting transformer on the market.

Luxor Controller



Our premium lighting control solution offers zoning, dimming, and colour creation capabilities, plus optional Wi-Fi control.

Height: 330 mm

Width: 203 mm

Depth: 160 mm

Power (Watts): 300 W

Finishes: M, SS



Primary Features

- Zone control: Turn individual or groups of fixtures on and off at desired times.
- Dimming control: Adjust the intensities of individual or groups of fixtures from 0-100%.
- Colour control: Choose from 30,000 vibrant colours.
- Colour palette: Generate and save up to 250 custom colours.
- Scene/theme creation: Design up to 40 themes ranging from every-night living to holidays and special celebrations.
- Calendar-based programming: Ensure specific programs run only when needed with dedicated date-range programming.
- Smart home integration: Integrate and control Luxor with today's most popular smart home automation systems.

Wireless Control

Interact with the controller using iOS® or Android™ devices. Incorporate wireless control using the preinstalled LAN module.

WIFIMOD2: Wi-Fi Module

WIFIMOD2RMT: Wi-Fi Module Remote Mount

LAM: Light Assignment Module

Location Lat: 48.86 Long: 2.35





LUXOR APP CONTROL

With the Luxor app, you can adjust fixture intensity and colour, create unique themes, and fine-tune your colour palette for special occasions — from anywhere!



Groups

Adjust intensity and colours of individual or groups of fixtures to fine-tune your lighting design.



Colour Creation

Create up to 30,000 colours using the latest RGBW LED technology.



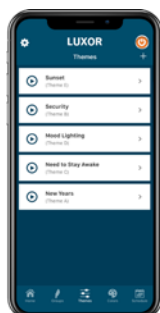
Download on the
App Store

Visit fxl.com/luxor-ios



GET IT ON
Google Play

Visit fxl.com/luxor-android



Themes

Design one-of-a-kind holiday displays, create team spirit for the big game, or add company colours for corporate events.



Programming

Create custom lighting schedules for everyday living, holidays, and celebrations.




GET IN THE ZONE

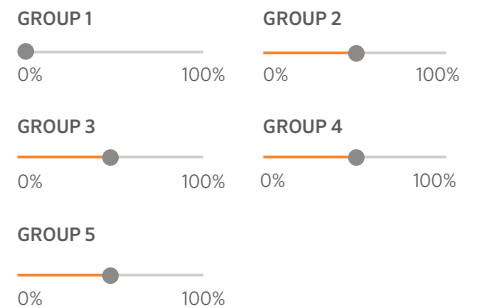
Luxor's zoning and dimming capabilities provide virtually limitless design possibilities. Easily adjust intensity from 0-100% for individual fixtures or groups of fixtures to create the perfect mood for any setting.




Sunset



Evening



Midnight





DAZZLING COLOURS

Using state-of-the-art LED technology, Luxor lets you create perfect scenes with a spectrum of 30,000 beautiful colours. Adjust colour temperatures to match vegetation and architecture to offer distinctive landscape looks throughout the year.

Living in the Dark?

An outdoor lighting system will expand nighttime living spaces, enhance safety and security, and add instant curb appeal to any home.



Warming Up

GROUP 1



HUE: 43°
SAT: 38%

GROUP 2



HUE: 43°
SAT: 38%

GROUP 3



HUE: 43°
SAT: 38%

GROUP 4



HUE: 43°
SAT: 38%



Matchmaker

GROUP 1



HUE: 140°
SAT: 20%

GROUP 2



HUE: 100°
SAT: 25%

GROUP 3




HUE: 140°
SAT: 20%

GROUP 4



HUE: 100°
SAT: 25%





LUXOR LINKING

With Luxor Linking, you can hardwire up to nine Luxor Satellite controllers while maintaining a single point of control. This technique improves Wi-Fi connectivity and simplifies large or complex lighting designs.



Luxor Satellite Controller


Luxor Linking and the Luxor SAT provide an innovative and economical solution for designing and expanding Luxor lighting systems.

Height: 330 mm
Width: 203 mm
Depth: 160 mm
Power (Watts): 300 W
Finishes: M, SS



Max System Configuration

1 Primary Luxor + 9 Luxor Satellites or 914 m of cable between the primary and farthest satellite





LUXOR ACCESSORIES

The Luxor CUBE device transforms the Luxor controller into a total smart yard management solution. Use the CUBE to control carriage, entry pillar, holiday, and bistro lights, as well as any item with a relay input.

Luxor CUBE

Zone and dim other brands of lighting fixtures and control outdoor elements such as gates and pumps.

Models: Low-Voltage, Line-Voltage, and a combined Relay/0-10 V



Low-Voltage Lights



Line-Voltage Lights



Outdoor Elements

Control all outdoor lighting elements with the Luxor CUBE



FX Luminaire Lights
Designer Series LED path lights, up lights, down lights, wall lights, and specialty lights



Low-Voltage Lights + LV CUBE
Control any brand of dimmable 12 V lighting fixtures



Luxor Controller
Zone, dim, and design with up to 30,000 colours, exclusively with Luxor



Fountain Pumps + RELAY CUBE
Control items that use relay inputs, such as gates and pond pumps



Line-Voltage Lights + HV CUBE
Control any brand of dimmable 120 V lighting fixtures



LUXOR INTEGRATION

Seamlessly integrate the next-generation capabilities of the Luxor lighting controller into smart home systems for one-stop management of indoor and outdoor living spaces. Luxor fully integrates with leading home automation solutions.





BUSINESS TOOLS FOR PROFESSIONALS

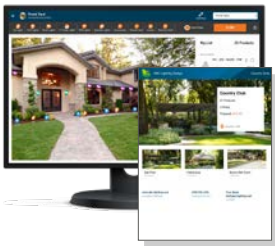
FX Luminaire provides a wide range of resources to help you succeed. Gain the power to install with confidence, troubleshoot with ease, maximise energy savings, and sell with assurance.

My Design

Plan your next landscape lighting job like a pro with My Design! Leverage this free tool to simplify the lighting design process, impress your customers, and close sales faster.

All you need is a free account, and you'll be on your way to becoming a professional lighting designer.

Start designing at fxl.com/mydesign.



Key Benefits

- ▶ **Simplify the design process:** Find the products you need and place them with a few clicks.
- ▶ **Easy to use:** Create elegant lighting designs in minutes with real property images.
- ▶ **Design like a pro:** Prepare stunning proposals and store them in the cloud for 24/7 access.
- ▶ **No technical knowledge required:** It's simple to produce professional lighting designs.

My List

Use this simple yet powerful tool to plan installations, send your order directly to distributor branches, and add notes to specific projects. My List helps you customise unique proposals for every customer and streamline orders for your business.

Get started today at fxl.com/mylist.

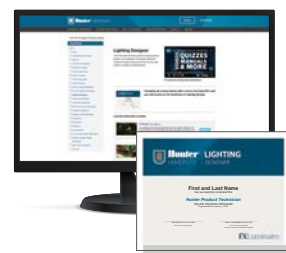


Hunter UNIVERSITY

Hunter University

Learn best practices for lighting specific spaces in any landscape. This comprehensive, free online program guides you through the design process and shows you how to build a lighting portfolio.

Get started today at training.hunterindustries.com.



Luxor Demo Kit

Create an immersive, at-home experience for customers to showcase the unmatched quality of our lighting products.

To order, **contact your Hunter/FX Luminaire sales manager or ask your distributor.** Use order code FXPRO-026.

See complete details for our full line of CE certified products at fxl.com/ce.



Demo Kit Includes

- ▶ 300 W Luxor controller: LUX300EUM
- ▶ Four 12 m rolls of studded 2 mm wire (250011790001) with wire nuts
- ▶ Four NP ZDC up lights
- ▶ Two LC ZDC wall wash fixtures
- ▶ Two RW ZDC directional path lights
- ▶ Wireless Light Assignment Module (LAM)
- ▶ Luxor Wi-Fi Module (WIFIMOD2)

**All fixtures are powder-coated in orange or orange/black two-tone configuration.*

FXLuminaire.

A Hunter Industries Company

Our mission is to create the most energy-efficient lighting products in the world while maintaining the highest level of quality and reliability. In every instance we will back our innovations with the unwavering support our customers need to succeed.



Gregory R. Hunter, CEO of Hunter Industries



Gene Smith, President, Landscape Irrigation and Outdoor Lighting

Website fxl.com | Technical Service +1-760-591-7383

USA HEADQUARTERS

1940 Diamond Street
San Marcos, CA 92078 USA
T: +1-760-744-5240

EUROPE

Avenida Diagonal 523, 5o-2a
Edificio Atalaya
08029 Barcelona, Spain
T: +34-9-34-94-88-81
E: infoeurope@hunterindustries.com